



It's in the details

We've built a reputation for durability and value, and there's no better example of this than the Kia K-series truck. With its advanced look, dynamic performance and attention to detail, the K-series truck sets a new standard for trucks in every respect. The exterior is highlighted by a large protective front bumper, advanced aerodynamic cab design and shark-like gill accents in the rear corners. What's more, the K-series truck sports redesigned door handles and rear combination lamps that not only enhance styling but functionality as well.

## Specifications

Dimensions (mm)	Model	K2700						K2500			K2900			K3000S			
		Long / Low		Extra-Long / Low		Long / High		Extra-Long / Low		Long / High	Extra-Long / Low		Extra-Long / Low				
		Standard	Double	Standard	Super	Double	Standard	Double	Standard	Super	Double	Standard	Super	Double	Standard	Super	
Overall	Length	4820	4805	5110	5120	5110	4820	4805	5120	5110	5120	4820	5120	5110	5120	5450	5425
Overall	Width	1740	1740	1740	1740	1740	1740	1740	1740	1740	1740	1740	1740	1740	1750	1750	
Overall	Height	1975	1975	1970	1970	1970	2090	1970	1970	1970	1970	1995	1995	1995	2095	2095	
Wheelbase		2415	2415	2615	2615	2615	2415	2415	2615	2615	2615	2415	2615	2615	2615	2810	2810
Overhang	Front	1200	1200	1200	1200	1200	1200	1200	1200	1200	1200	1200	1200	1200	1260	1260	
Overhang	Rear	1205	1190	1305	1295	1305	1190	1305	1295	1305	1205	1305	1295	1305	1380	1355	
Wheel tread	Front	1490	1490	1490	1490	1490	1490	1505	1490	1490	1460	1490	1490	1490	1470	1470	
Wheel tread	Rear	1340	1340	1340	1340	1460	1460	1340	1340	1340	1460	1340	1340	1340	1270	1270	
Interior (1 <sup>st</sup> )	Leg room	1008	1008	1008	1008	1008	1008	1008	1008	1008	1008	1008	1008	1008	1008	1008	
Interior (2 <sup>nd</sup> )	Leg room	-	716	-	-	716	-	-	716	-	-	-	-	716	-	-	
Interior (1 <sup>st</sup> )	Head room	1026	1026	1026	1026	1026	1026	1026	1026	1026	1026	1026	1026	1026	1026	1026	
Interior (2 <sup>nd</sup> )	Head room	-	1018	-	-	1018	-	-	1018	-	-	-	-	1018	-	-	
Interior (1 <sup>st</sup> )	Shoulder room	1473	1473	1473	1473	1473	1473	1473	1473	1473	1473	1473	1473	1473	1473	1473	
Interior (2 <sup>nd</sup> )	Shoulder room	-	1470	-	-	1470	-	-	1470	-	-	-	-	1470	-	-	
Rear deck	Length	2810	1870	3110	2860	2185	2810	1870	3110	2860	2185	2810	3110	2860	2185	3400	1580
Rear deck	Width	1630	1630	1630	1630	1630	1630	1630	1630	1630	1630	1630	1630	1630	1650	1650	
Rear deck	Height	355	355	355	355	355	355	355	355	355	355	355	355	355	355	355	
Rear deck	Deck height	754	754	733	733	733	844	844	733	733	733	844	760	760	760	811	811
Ground clearance		145	145	145	145	203	203	145	145	145	203	135	135	135	158	158	
Fuel tank capacity (Liter)		60	60	60	60	60	60	60	60	60	60	65	65	60	60	60	

## Body & Interior Colours



### About Kia Motors Corporation

Kia Motors Corporation ([www.kia.com](http://www.kia.com)) -- a maker of quality vehicles for the young-at-heart -- was founded in 1944 and is Korea's oldest manufacturer of motor vehicles. As part of the Hyundai-Kia Automotive Group, Kia aims to become one of the world's premier automotive brands. Over 1.5 million vehicles a year are produced in 13 manufacturing and assembly operations in eight countries which are then sold and serviced through a network of distributors and dealers covering 172 countries. Kia today has over 42,000 employees worldwide and annual revenues of almost US\$15 billion. It is the major sponsor of the Australian Tennis Open and an official automotive partner of FIFA -- the governing body of the FIFA World Cup. Kia Motors Corporation's brand slogan -- "The Power to Surprise" -- represents the company's global commitment to surpassing customer expectations through continuous automotive innovation.



Kia Motors Corporation, 231 Yangjae-dong, Seocho-gu, Seoul, 137-938, Korea Tel: 82-2-3464-5668 Fax: 82-2-3464-5964 [www.kia.com](http://www.kia.com) 1004-JS/GE-LHD


\* All information and illustrations are based on data available at the time of publication and subject to change without notice. Contact your local Kia dealer for current information.



Enjoy Your work

**K2500 TCI K2700 K2900 CRI K3000S**





a. Cluster

b. Centre fascia

## Performance made simple

You spend a lot of your time at work. Why not make it more enjoyable? "Enjoy your work", the KIA K-series truck development concept, means ease of operation directly relates to how well the vehicle performs, which in turn relates to how well you're able to get your work done. Whether driving or taking a rest, the K-series truck provides a pleasant atmosphere of quiet, ease and ergonomics. Discover the experience of driving the K-series truck.



### Front seats

The K-series truck comes with extra thick cushions in the seat back and bottom, extended sliding, lumbar support and 3-step headrests. The centre seat turns into a multi-den when front-folded. DLX trim offers select two-tone cloth seats.

a. Featuring silver bezel analogue gauges, along with an LCD metre and clock, the instrument panel also features a fuel gauge that provides more precise readings. b. The metallic finish centre fascia creates a distinctive high-tech image, while the climate control system integrates the heating, air conditioning and ventilation controls into one unit. c. The enlarged chest employs two incorporated cup-holders within the lid. d. Power window controls are conveniently mounted on the door armrest. e. The metallic finish centre fascia creates a distinctive high-tech image, while the climate control system integrates the heating, air conditioning and ventilation controls into one unit. f. When folded forward, the centre seatback turns into a double layer tray with two cup holders, memo clip and coin tray.



Double cabin




c. Glove box

e. Door trim



d. Power window

f. Centre seatback console



a. Folding-type stopper



b. Covered rear gate chain




c. Round-edged brim cover

d. Easily operated catcher

## Loading or unloading at the right spot

The K-series truck is the right truck for big cargo hauling or any other ground construction job. One of the best reasons to choose the K-series truck is its bed size, not too large or small, but just the right size! The K-series truck can access the best range of loading and unloading spots. Professional touches include : folding type stopper, easily operated catcher, rubber wraparound rear gate chains, and rounded brim cover and wall protection beams for security.



### Just the right size

With the 3,110 mm extra long length (standard) by 1,630 mm wider width, the K-series truck bed proportion will give you extra loading capacity. The railed truck bed has a low height of 733 mm for easier access when loading and unloading.

a. Long goods beyond the deck can be propped safely by folding stopper. b. Protecting the chain from corrosion, thus maintaining lifelong wear. c. That allows easier loading / unloading and more durability than before. d. The magnified handle has a better grip while the inner spring smoothes movement. e. Simply pop it open to quickly refill fluids, change the air filter and service the wiper motor as easily as with a passenger vehicle. f. The foldable outside mirrors feature provide quick adjustment and two convex shaped mirrors, virtually eliminating blind spots. The main convex reflects the normal view and the auxiliary convex casts wider angles.



Low deck, Standard cabin




e. Front bonnet

f. Twin outside mirror



a. 2.5 (4D56) TCI engine



b. 2.7 (J2) Diesel engine



c. 2.9 (J3) CRDi engine



d. 3.0 (J1) Diesel engine

## Most of all, we care about you

Kia engineers carefully considered what a driver needs from a working vehicle. The new turbo charged 2.5-litre engine that pulls the K2500 TCI provides good power and economy, and the 2.7-litre J2 Diesel engine in the K2700 offers quiet and economical performance. The 3.0-litre JT Diesel of the K3000S provides optimum power and torque, increasing your hauling capability, while the eco-efficient 2.9-litre common rail diesel in the K2900 CRDi is also a powerhouse. Mated with a smooth-changing and fuel-efficient 5-speed manual transmission, you have the powertrain to make light work of loads. For enhanced convenience, the TACS (Time Alarm Control System) functions as a battery saver, parking brake start warning and dimming room lamp, and the open semihood makes maintenance simple.

a. The 2,476 cc intercooled turbo charged engine of the K2500 pushes performance output to 94 ps (69 kW) at 3,800 rpm and 22.5 kg-m(220 Nm) of torque at 2,000 rpm, enabling a maximum speed of up to 127 km / h. b. The improved 2,665 cc J2 engine is a normally aspirated unit which produces 80 ps (66 kW) at 4,000 rpm and 16.8 kg-m(165 Nm) of torque at 2,400. It generates quiet, capable and economic efficiency. c. The most powerful engine in the range is the J3 engine (2,902 cc) in the K2900. This powerhouse puts out 125 ps (92 kW) at 3,800 rpm and 25 kg-m(245 Nm) of torque at 1,500 ~ 3,200 rpm for maximum hauling capacity. d. The K3000S is equipped with a 2,956 cc JT engine which puts out 85 ps (63 kW) at 4,000 rpm and 18.5 kg-m(181 Nm) of torque at 2,200 rpm, offering sufficient muscle power to haul the largest loads.

## Strength and safety combined

Kia has looked at strength from every angle, and the K-series truck offers excellent durability and safety that you'd find on full-sized trucks as well as in passenger cars. Comprehensive structure analysis has led to an extended front overhang for resistance to frontal impact, strengthened cabin, additional door impact bars, back panel reinforcement and side cross members. Add to this a tighter cabin assembly fit, ladder-shaped chassis frame with double square beam and a new brake system incorporating front disc brakes.

### Suspension and brakes

The 14" disk brake is activated by the enhanced master cylinder. Improved from the previous 9" single booster, the K-series truck obtains more capacity with 8"+9" tandem type. Gas shock absorbers have been applied at both the front and the rear to ensure optimum road surface contact during cornering.

